




P.O. Box 815
Dowagiac, MI 49047
Phone (269) 782-9670
Fax (269) 782-9623

Operating Manual & Parts List for the **DC4000** Dust Collection System



**Please Read Instructions Before Operating
This System**

SAFETY TIPS: Before you begin using this new unit, we want to help protect you and your product from injury or damage!

First – This unit is designed to pick up dry material only! It is not to be used in any situation where moisture or water is present. **THIS IS NOT A WET VACUUM SYSTEM!** Serious injury or equipment damage will occur if this warning is disregarded.


Second – This unit is equipped with a grounded, three-prong electrical plug. If your outlet does not accept this plug, please have a qualified electrician replace the outlet.

Third – This unit should not be used in an environment where airborne substances could be volatile and cause an explosion.

**FAILURE TO FOLLOW THESE INSTRUCTIONS COULD
RESULT IN OPERATOR INJURY AS WELL AS VOID
THE WARRANTY ON THE BLASTING SYSTEM**

The DC4000 requires maintenance! The filters must be inspected, removed and cleaned to insure proper operation. The multi-stage filtration system is easy to clean!

PLEASE PERFORM THE MAINTENANCE OUTLINED BELOW.



The second step is an outer cloth filter that may be removed and cleaned by shaking when you see buildup. Then simply slide the cloth filter around the main filter and use the Velcro to hold it in place.

The Velcro is used to keep the cloth filter in place.

The third step is the main cartridge filter. It may be cleaned as necessary but not as often as the cloth filter. The cartridge filter is removed by loosening the nut inside the front of the unit. That lowers the arm so the cartridge will slide out.

The first step
Large debris falls to the bottom of the hopper. It may be removed each time the screen is cleaned by moving the cover at the bottom of the funnel. Place a bucket underneath the unit to catch the debris.

NOTE: The filter bag is tapered. If the Velcro won't hold the bag securely, remove the cloth filter and turn it end for end.

Note: Failure to clean the filter system may cause damage to the motor and cartridge filter. These are expensive replacement items. The outer cloth filter may need replacement and may be purchased from Cyclone Manufacturing Inc. The first stage screen should last indefinitely.

Setting Up Your DC4000 Dust Collection System

The DC4000 comes with a 3-prong motor plug for connection to a suitable 3-prong, 110 vac receptacle. If an adapter must be used, make sure that the green lead on the adapter is connected to a suitable electrical ground.

NOTE: The Canadian Electrical Code prohibits the use of 3-prong adapters.



Connect the DC4000 system to the sand blasting cabinet using a flexible hose. Intake adapters are provided to accept 2-1/4" hose (which is standard) or 5-1/2" hose, which may be purchased separately.

- Red plug covers on the sides are for 2-1/4" hose.
- Remove the large cap plug at the rear to use the non-standard 5-1/2" hose.

NOTE: If there appears to be too much suction in the unit, remove one of the additional red cap plugs.


Make sure the filters are in place and the door latches closed and you are ready to begin using this dust collection system!

WARRANTY

This dust collection system is warranted against defects in workmanship of materials in accord with the following items and conditions;

- 1) Warranty extends to the original user only and does not cover units used in commercial rentals.
- 2) Due to the nature of the environment that this unit will be operating in and knowing that its effective performance depends on the owner's cooperation in following the maintenance and safety tips, the motor is warranted for 90 days.
- 3) Warranty on the cabinet is valid for a period of 1 year following the date of purchase.
- 4) Warranty does not cover wear items such as the cloth filter or cartridge filter.
- 5) Warranty does not cover damage in transit. Always check your order before signing for any shipment. User should call the factory in the event of any defects. The parts will be repaired or replaced at the manufacturers discretion. This warranty grants the user certain legal rights. Users and purchasers may also be protected by other rights which vary from state to state.

NOTE: Except for warranties set forth above, the manufacturer makes no other warranties of any kind, expressed or implied, including warranties of merchantability of fitness of a product for a particular purpose.



DC4000 Parts List & Optional Parts

DC4200 Motor & Blower Assembly

DC4101 Fabric Filter (outer)

DC4100 Cartridge Filter

DC15106 Standard 2-1/4" Vac Hose

OPTIONAL 5-1/2" Vac Hose (this is a special order item and not included with the original unit unless specified)